

23 | W4

Small Group (15 minutes)

Social: Providing Time for Fun Interaction

Opening Activity

Large Group (35 minutes)

Story: Communicating God's Truth in Engaging Ways

Worship: Inviting People to Respond to God

Opener

Worship ("Everything to Me" from *Everything to Me* and "I Run to You" from *Make a Move*)

Bible Story (sections about God's Big Story are included as optional)

Prayer

Small Group (25 minutes)

Groups: Creating a Safe Place to Connect

Bible Story Review: Matthew Maze (K-1st grade), Live for God Game Plan (2nd-3rd grade), Live for God Scenarios (4th-5th Grade)

Application Activity: What Does It Look Like? (K-1st grade), Room to Live for God (2nd-3rd grade), Spell It Out (4th-5th Grade)

Memory Verse Activity: Run the Verse (K-1st grade), Race to the Verse (2nd-3rd grade), SPARKLE the Verse (4th-5th Grade)

Prayer Activity: Hot Potato Prayers (K-1st grade), Prayer Squeeze (2nd-3rd grade), Name It (4th-5th Grade)

Home: Prompting Action Beyond the Experience

Parent Cue Card (Print or Email)

Devotionals for Kids

Parent Cue App and ParentCue



Bible Story

Jesus Chooses Levi | Luke 5:27-32 (Supporting: Romans 12:1)

Bottom Line

Practice living for God.

Monthly Memory Verse

Training the body has some value. But being godly has value in every way. It promises help for the life you are now living and the life to come. | 1 Timothy 4:8 NIV



5 min

Opener

5 min

23 Opening Activity

What You Need

 Offering Container	1
 New Facial Tissue	0

What You Do:

- Welcome the kids with a high-five or fist bump.
- Invite kids who have brought an offering to put it in the offering container.
- Give each kid a new, single tissue.
- Show them how to place the tissue on their head.
- Explain that you are going to call out some ninja warrior moves, and they have to try to do them without the tissue falling off their head.
- Call out simple moves one at a time:
 - "Ninja warrior, walk in a circle!"
 - "Ninja warrior, touch your toes!"
 - "Ninja warrior, turn around!"
 - "Ninja warrior, hop on one foot!"
- If a kid's tissue falls, invite them to just pick it up and keep playing.
- Celebrate everyone for trying their best.

- *Carefully select movements so all kids can participate.*

What You Say:

"Great job, ninja warriors! It was tricky to follow the plan and keep that tissue on your head at the same time! **[Transition]** In our Bible Story today, we're going to meet a man named Matthew who made a big move to follow Jesus' plan for his life. Let's go find out what he did!"

5 min

Bible Story Review





5 min

23 – Live for God Game Plan | Made to Create

What You Say:

"Look at our amazing game plan! These are all wonderful ways we can live for God. Matthew said 'yes,' to Jesus! When we are kind, when we share, when we help—we are saying 'yes' to Jesus too! We are doing what Jesus would love, and we are showing everyone what God is like.

What You Need

 Bible	1
 Large piece of butcher paper	1
 Markers	Several
 Stickers	Several

What You Do:

- Read Luke 5:27-32 out loud to everyone.
- Lay the butcher paper on the floor and invite the kids to sit around it.
- Title the paper: "Our Game Plan for Living for God."
- Ask the kids to share what they remember about Matthew from the story. (*He was a tax collector; he left everything to follow Jesus. He threw a banquet at his house so his friends could meet Jesus.*)
- Say, "Matthew chose to live for God! What are some ways we can live for God, just like Matthew?"
- As kids give ideas, draw a simple picture of the idea on the butcher paper.
 - If a kid says, "Be kind," you can draw a smiley face.
 - If a kid says, "Share our toys," you can draw a simple toy block.
 - If a kid says, "Help mom," you can draw a heart.
- Keep drawing until you have a wonderful "Game Plan" full of pictures.
- Let the kids add stickers all over the paper to decorate it.




5 min

Application Activity

5 min

23 – Room to Live for God | Made to Explore

What You Need

 Large, clear jar	1
 Cup of small, colorful pom-poms	1
 Cup of sand	1

We are living for God! And that's something we can get better at when we practice. Let's all **[Bottom Line] practice living for God** this week."

What You Say:

"Wow! God wants us to make our lives about putting the most important things first. When we do the most important things first, our life is more beautiful, and those other things will fit right in!"

"When we **[Bottom Line] practice living for God**, it helps us make room for what matters most."

What You Do:

- Show the kids the empty jar.
- Tell them that the jar is like our day. We have to fill it up with things.
- Pour the sand into the jar first, filling it most of the way.
- Say, "The sand is like all the fun things we do—playing, watching shows, eating snacks."
- Now, show them the cup of colorful pom-poms. Say, "These pom-poms are the important things, like living for God by being kind and helping others."
- Try to pour the pom-poms into the jar on top of the sand. They won't all fit.
- Say, "Oh no! There's no room for the most important things!"
- Empty the jar and start over.
- This time, put the colorful pom-poms (the important things) in the jar FIRST.
- Then, pour the sand in. The sand will fill in all the space around the pom-poms, and everything will fit.

- *Allow every kid who wants a chance to pour one of the ingredients.*
- *For kids with sensory sensitivities, describe how the sand and pom-poms feel without requiring them to touch.*

5 min

Memory Verse Activity

5 min

23 – Race to the Verse | Made to Play

What You Need
 Bibles

1

What You Do:

- Divide the kids into two teams.
- Give each kid a Bible.
- Explain that you're going to have a race to find a verse. This is sometimes called a "Sword Drill" because the Bible is also called the Sword of the Spirit.

What You Say:

"Great job racing to find those verses! The Bible is our game plan for how to live. It teaches us that being godly—or living for God—is the most valuable thing we can do. And we get better at it when we practice. Let's all **[Bottom Line]** practice living for God."

- Say, "The verse we are looking for is 1 Timothy 4:8."
- On "Go," the teams will race to find the verse in their Bible.
- The first team to find it and stand up, wins that round.
- Instruct the kid who found the verse first to read the verse out loud. Help as needed.
- Play again, but this time have them race to find another verse about living for God, like Romans 12:1.

5 min

Prayer

5 min

23 – Prayer Squeeze | Made to Play

What You Need

No supplies needed

What You Do:

- Instruct the kids to stand in a circle and hold hands with you.
- Start by saying, "God, please help [kid's name to your right] live for You this week."
- Then gently squeeze that kid's hand.
- Then, instruct that kid to say, "God, please help [kid's name to their right] live for You this week."
- Then instruct them to gently squeeze that kid's hand, and have the next kid repeat the phrase.
- Continue until the squeeze (and the prayer) makes it back to you.

What You Say:

"Look at this amazing circle! It connects all of us together. We can pray for each other and help each other live for God. Let's pray one more time."

"Dear God, thank You for loving us so much that You invite us to follow You, just like You invited Matthew. Help us to be brave and **[Bottom Line] practice living for God** every day by being kind, sharing, and helping others. We want to live like You would. We love You, and we pray these things in Jesus' name. Amen."

Supplies

23 Opening Activity Quantity

- | | | |
|----|--------------------|---|
| 1. | Offering Container | 1 |
| 2. | New Facial Tissue | 0 |

23 – Live for God Game Plan | Made to Create Quantity

- | | | |
|----|------------------------------|---------|
| 1. | Bible | 1 |
| 2. | Large piece of butcher paper | 1 |
| 3. | Markers | Several |
| 4. | Stickers | Several |

23 – Room to Live for God | Made to Explore Quantity

- | | | |
|----|---------------------------------|---|
| 1. | Large, clear jar | 1 |
| 2. | Cup of small, colorful pom-poms | 1 |
| 3. | Cup of sand | 1 |

23 – Race to the Verse | Made to Play Quantity

- | | | |
|----|--------|---|
| 1. | Bibles | 1 |
|----|--------|---|